

SAEZ

CRANES

TLS 605 5T

TLS 605 5T

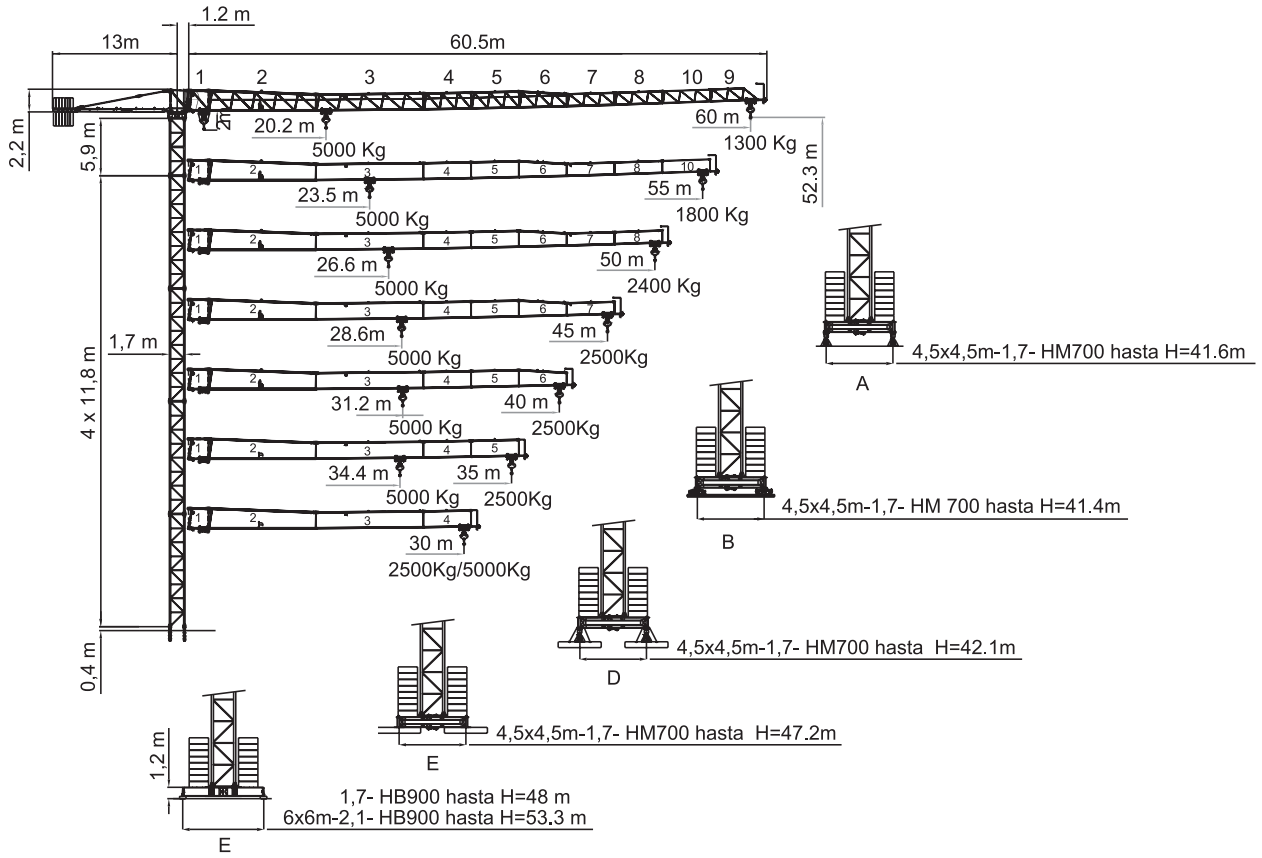

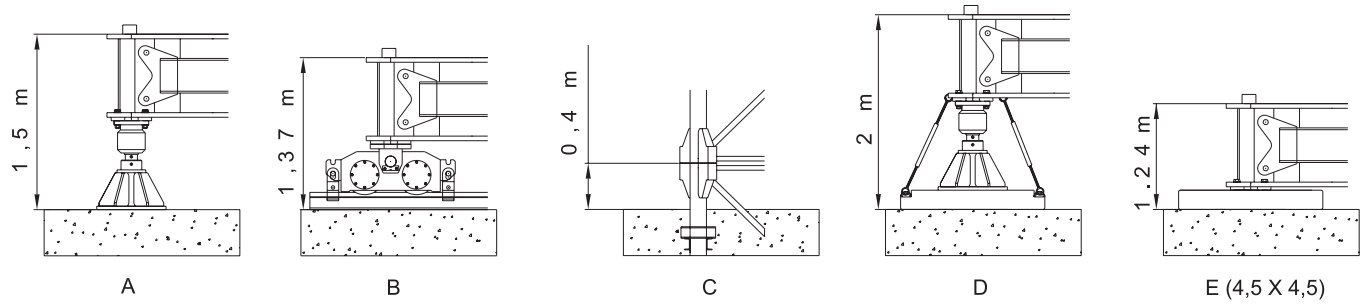

60 m

10	15	20	25	30	35	37	40	45	50	55	60
2500	2500	2500	2500	2500	2500	2500	2255	1934	1679	1472	1300
10	15	20	20.2	25	30	35	40	45	50	55	60
5000	5000	5000	5000	3857	3067	2511	2098	1780	1527	1321	1150

m / Kg / m / Kg

55 m

10	15	20	25	30	35	40	42.8	45	50	55
2500	2500	2500	2500	2500	2500	2500	2500	2337	2041	1800
10	15	20	23.5	25	30	35	40	45	50	55
5000	5000	5000	5000	4600	3682	3035	2555	2184	1889	1650

m / Kg / m / Kg

50 m

10	15	20	25	30	35	40	45	48.5	50
2500	2500	2500	2500	2500	2500	2500	2500	2500	2400
10	15	20	25	26.6	30	35	40	45	50
5000	5000	5000	5000	5000	4292	3555	3007	2585	2250

m / Kg / m / Kg

45 m

10	15	20	25	30	35	40	45	
2500	2500	2500	2500	2500	2500	2500	2500	
10	15	20	25	28.6	30	35	40	45
5000	5000	5000	5000	5000	4694	3897	3306	2850

m / Kg / m / Kg

40 m

10	15	20	25	30	35	40		
2500	2500	2500	2500	2500	2500	2500		
10	15	20	25	30	31.2	35	40	
5000	5000	5000	5000	5000	5000	4349	3700	

m / Kg / m / Kg

35 m

10	15	20	25	30	35		
2500	2500	2500	2500	2500	2500		
10	15	20	25	30	34.4	35	
5000	5000	5000	5000	5000	5000	4900	

m / Kg / m / Kg

30 m

10	15	20	25	30
2500	2500	2500	2500	2500
10	15	20	25	30
5000	5000	5000	5000	5000

m / Kg / m / Kg

Curvas de cargas
Load diagrams
Lastkurven
Courbes de charges
Curve di carico

	60 m			55 m			50 m			45 m		
	A	B	C	A	B	C	A	B	C	A	B	C
	7	1	-	6	2	-	5	3	-	6	1	-
	19000 Kg			18000 Kg			17000 Kg			16500 Kg		

	40 m			35 m			30 m		
	A	B	C	A	B	C	A	B	C
	4	3	-	3	3	-	2	3	-
	14500 Kg			12000 Kg			9500 Kg		

Bloque de contrapeso
Counterweight blocks
Gegengewichtsblöcke
Bloc de contrepoid
Blocco di contrappeso

25 Hp (19Kw) - 3vel. H.B.G. 96 Mts S/R Ø10								
284 m	m/min	7,5	35	68	3,7	17.5	34
	Kg	2500	2500	1500	5000	5000	3000
	Kw	19	19	19	19	19	19
	m/min	11 / 37 / 75			11 / 37 / 75		
	Kw	3,0			3,0		
	r.p.m	0,3	0,6	0,9	0,3	0,6	0,9
	Nm	2 x 65			2 x 65		
	m/min	12 / 24			12 / 24		
	Kw	4 x 3			4 x 3		

Mecanismos
Mechanisms
Antriebe
Mécanismes
Meccanismi.

* 25Hp (19Kw) - INV. H.B.G.96 Mts S/R Ø 10								
284 m	m/min	0 → 9	0 → 37	0 → 80	0 → 4,5	0 → 18,5	0 → 40
	Kg	2500	2500	1500	5000	5000	3000
	Kw	19	19	19	19	19	19

	400 V 50 Hz	100m 4x25mm²	GENERADOR 130 kVA	POTENCIA INSTALADA 30 KW

* Opcional / Optional / Opzionale /
Elevación / Hoisting / Heben / Levage / Sollevamento
Distribución / Trolleying / Katzfahren / Distribution / Ditribuzione
Orientación / Slewing / Schwenken / Orientation / Rotazione
Traslacion / Travelling / Schienenfahren / Translation / Traslazione
Cable / Rope / Seil / Câble / Fune

	380 V 60 Hz	100m 4x25mm²

OPCIONAL

Windzone A-B / DIN 15019
Mástil / Reacciones
Masts / Reactions
Maste / Eckdrücke
Mat / Réactions
Torre / Reazioni

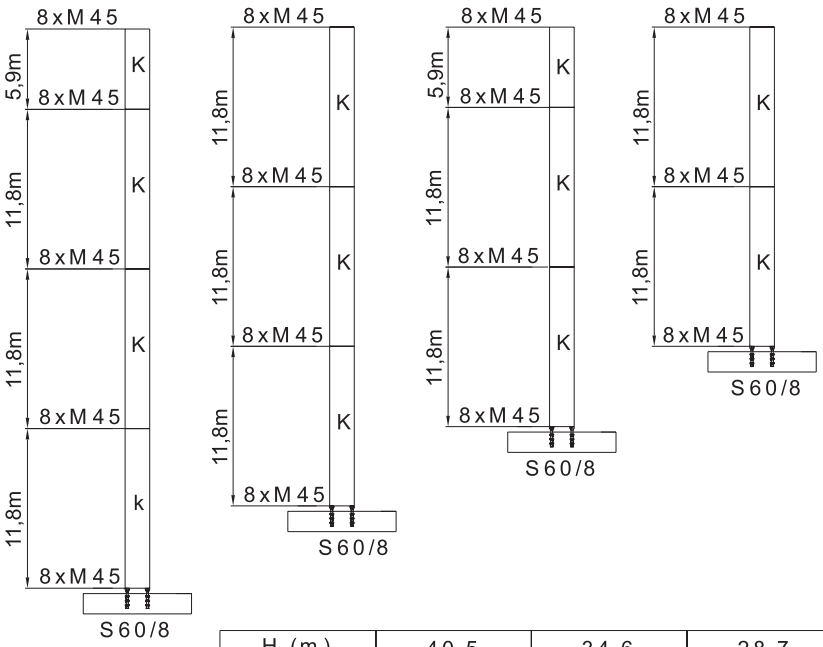

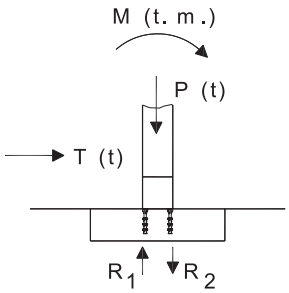

H (m)	40.5	34.6	28.7	22.8
M (T·m)	286.6	242.1	202.4	168.7
T (t)	9	8	7	5.6
P (t)	53.5	51.3	49	47
R_1 (t)	111	79.1	51	45
R_2 (t)	137.6	105	83.4	77.1

K = S17 8/8
L = S17 16/8
N = S17-S21 8/8
O = S21 8/8
P = S21 16/8

Windzone A-B / DIN 15019
Mástil / Reacciones
Masts / Reactions
Maste / Eckdrücke
Mat / Réactions
Torre / Reazioni

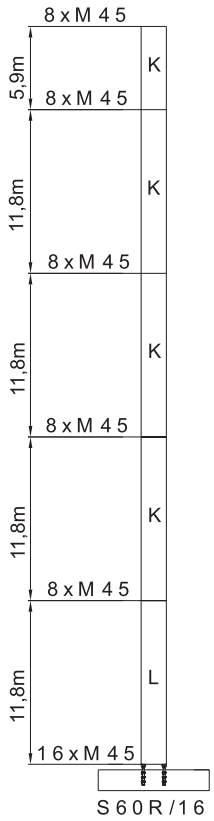

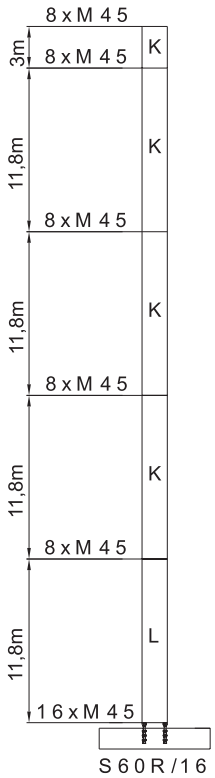

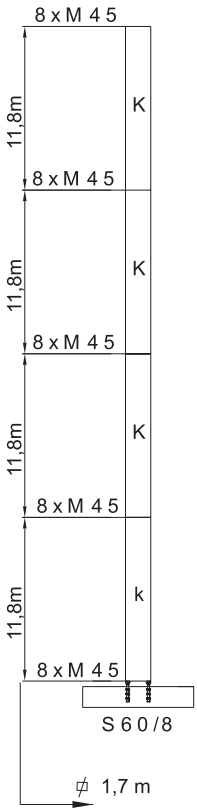

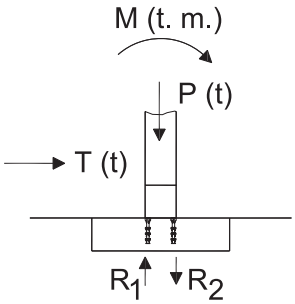

H (m)	52.3	48.9	46.4
M (T·m)	411.7	411	336.2
T (t)	11.2	11	10.1
P (t)	57.7	57	55.6
R_1 (t)	185	185	146
R_2 (t)	214	214	174

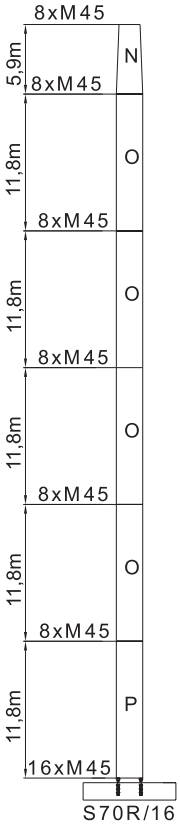

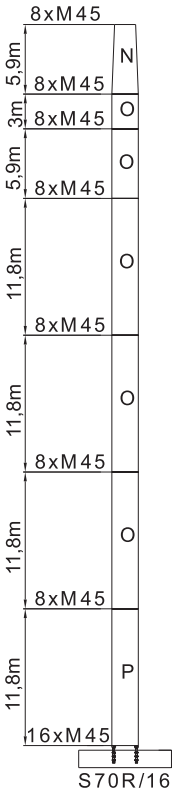

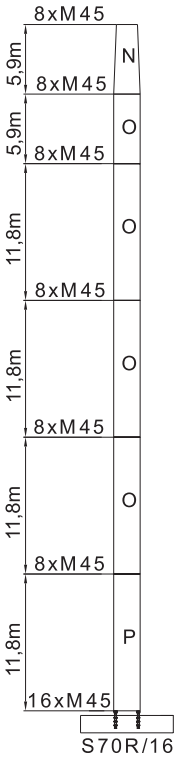

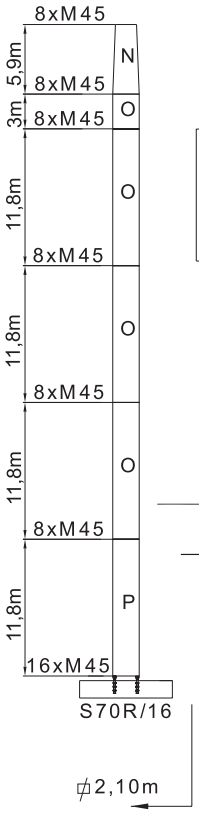

K = S17 8/8
L = S17 16/8
N = S21-S17 8/8
O = S21 8/8
P = S21 16/8

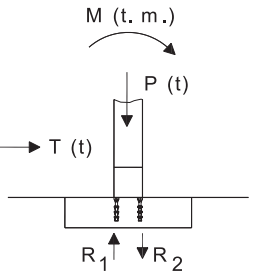

H (m)	64.1	60.7	58.2	55.2
M (T·m)	586.7	537.3	488.3	442.7
T (t)	13.4	12.8	12.3	11,8
P (t)	68.6	67.2	65.8	64.4
R_1(t)	200.7	183	165.2	148.8
R_2(t)	235	216.5	198	181.1



Windzone A-B / DIN 15019

Mástil / Reacciones
Masts / Reactions
Maste / Eckdrücke
Mat / Réactions
Torre / Reazioni

K = S17 8/8
L = S17 16/8
N = S21-S17 8/8
O = S21 8/8
P = S21 16/8
X = C2322/21 16/16 M45/M45L
T = S2322 16/16 M45L
U = S2326 16/16 M52/M45L
Z = S2326 24/16L M52

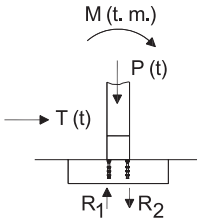

H (m)	94.4	90.2	84.2	78.2	72.2
M (T·m)	--	1267.6	1267.6	915,8	766,5
T (t)	--	22.9	22.9	18,6	13,5
P (t)	--	103.3	103.3	84,6	79,1
R_1(t)	--	411.4	411.4	281	232,3
R_2(t)	--	463.1	463.1	321,3	271,8

Windzone A-B / DIN 15019

Bloque lastre de base
Base ballast block
Grundballastblöcke
Bloc de lest de base
Blocco di zavorra alla base

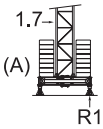

	R1 (t)	73,6 t	74,4 t	75,6 t	78,8 t	80 t	81,3 t
	H (m)	18 m	31 m	23.9 m	26.9 m	29.8 m	32.8 m
4,5 x 4,5 m-1,7- HM 700	Z (t)	83,6 t	83,6 t	83,6 t	91,2 t	91,2 t	91,2 t

	R1 (t)	82,4 t	86,7 t	88,1 t
	H (m)	35.7 m	38.7 m	41.6 m
4,5 x 4,5 m-1,7- HM 700	Z (t)	91,2 t	102,6 t	102,6t

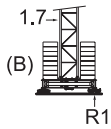

	R1 (t)	73,6 t	74,4 t	75,6 t	78,8 t	80 t	81,3 t
	H (m)	17.8 m	20.8 m	23.7 m	26.7 m	29.6 m	32.6 m
4,5 x 4,5 m-1,7- HM 700	Z (t)	83,6 t	83,6 t	83,6 t	91,2 t	91,2 t	91,2 t

	R1 (t)	82,4 t	86,7 t	88,1 t
	H (m)	35.5 m	38.5 m	41.4 m
4,5 x 4,5 m-1,7- HM 700	Z (t)	91,2 t	102,6 t	102,6t

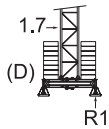

	R1 (t)	73,6 t	74,4 t	75,6 t	78,8 t	80 t	81,3 t
	H (m)	18.5 m	21.5 m	24.4 m	27.4 m	30.3 m	33.3 m
4,5 x 4,5 m-1,7- HM 700	Z (t)	83,6 t	83,6 t	83,6 t	91,2 t	91,2 t	91,2 t

	R1 (t)	82,4 t	86,7 t	88,1 t
	H (m)	36.2 m	39.2 m	42.1 m
4,5 x 4,5 m-1,7- HM 700	Z (t)	91,2 t	102,6 t	102,6t

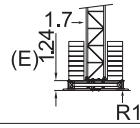

	R1 (t)	73,6 t	74,4 t	75,6 t	78,8 t	80 t	81,3 t
	H (m)	17.7 m	20.7 m	23.6 m	26.6 m	29.5 m	32.5 m
4,5 x 4,5 m-1,7- HM 700	Z (t)	83,6 t	83,6 t	83,6 t	91,2 t	91,2 t	91,2 t

	R1 (t)	82,4 t	86,7 t	88,1 t	94,4 t	95,3 t
	H (m)	35.4 m	38.4 m	41.3 m	44.3 m	47.2 m
4,5 x 4,5 m-1,7- HM 700	Z (t)	91,2 t	102,6 t	102,6t	121,6 t	121,6 t

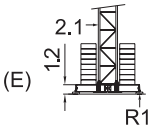

	R1 (t)	46,5 t	49,1 t	53,8 t	62,5 t	71,9 t
	H (m)	23.9 m	29.8 m	35.7 m	38.7 m	41.7 m
6 x 6 m-2,1/1,7- HB 900	Z (t)	53.2 t	53.2 t	53.2 t	53,2 t	57 t

	R1 (t)	81,6 t	92,6 t	104,1 t	116,5 t
	H (m)	44.7 m	47.7 m	50.7 m	53.7 m
6 x 6 m-2,1/1,7- HB 900	Z (t)	68,4 t	76 t	87,4 t	95 t

Windzone A-B / DIN 15019
Bloque lastre de base
Base ballast block
Grundballastblöcke
Bloc de lest de base
Blocco di zavorra alla base

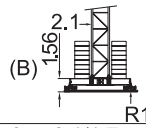

	R1 (t)	46,5 t	49,1 t	53,8 t	62,5 t	71,9 t
	H (m)	24.2 m	30.1 m	36 m	39 m	42 m
6 x 6 m-2,1/1,7- HB 900	Z (t)	53.2 t	53.2 t	53.2 t	53,2 t	57 t

	R1 (t)	81,6 t	92,6 t
	H (m)	45 m	48 m
6 x 6 m-2,1/1,7- HB 900	Z (t)	68,4 t	76 t

		L(m)	W(m)	H(m)	Peso(Kg)
Contrapluma / Counter-jib / Gegenausleger / Contre-fleche / Controbraccio	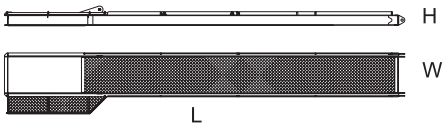	11,94	1,80	0,60	2575
Bloque de contrapeso / Counterweight blocks / Gegengewichtsblöcke / Bloc de contrepoids / Blocco di contrappeso	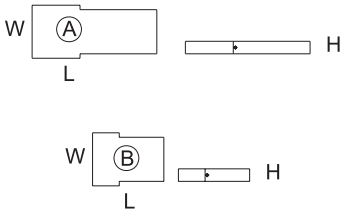	3,20 1,83	1,25 1,25	0,29 0,29	2500 1500
Base Cruciforme 4,5 X4,5 / Crossbase 4,5 X 4,5 / Fundamentkreuz 4,5 X 4,5 / Châsis 4,5 X 4,5 / Carro base 4,5 X 4,5	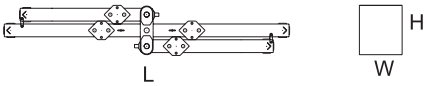	6,70	1,10	1,20	5750
Vigas auxil. de base / Half base beams / Halbträger für fundamentkreuz / Semipoutre de châsis de base / Travi di congiunzi di congiunzione		4,40	0,30	0,55	220
Bloque lastre de base / Base ballast block / Grundballastblöcke / Bloc de lest de base Blocco di zavorra alla base		4,40	0,30	1,20	3800
Bloque apoyo de base / Base support block / Grundballastblöcke / Bloc de appui de base Blocco di appoggio alla base	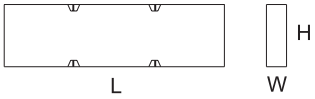	3,75	0,5	1,2	5400

			L(m)	W(m)	H(m)	Peso(Kg)
Elemento de empotre / Foundation anchor / Fundamentanker / Élément de scellement / El annegare.	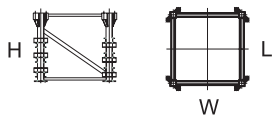	S60/8	1,85	1,85	1,6	956
		S60/R16	1,85	1,85	1,6	1108
		S70/8	2,27	2,27	1,6	1122
		S70R/16	2,27	2,27	1,6	1274
		S75R 8/20	0,35	0,35	1,60	1200
		S75R 16/22	0,5	0,5	2,5	2840
		S75R 16/26	0,5	0,5	2,5	3160
		S75R 24/26	0,5	0,5	2,5	3400
Utillaje tramo empotre DIMA Tool fixing anchors Vorrichtung fundamentaker Outillage de l'ement de scellement Ferramenta troncheto fondazione Монтажная платформа закладной секции	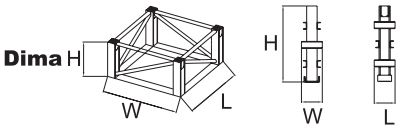	**Dima**	2,31	2,34	0,8	1650
Pluma tramo primero / Jib heel section / Ausleger-Anlenkstück / Pied de fleche / Settore articolato di braccio	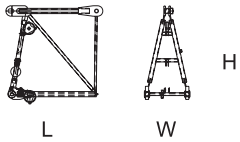		2.4	1.3	2,36	950
Elemento intermedio de pluma / Intermediate jib section / Ausleger-Zwischenstück Elément interm. de fleche / Spezzone di braccio	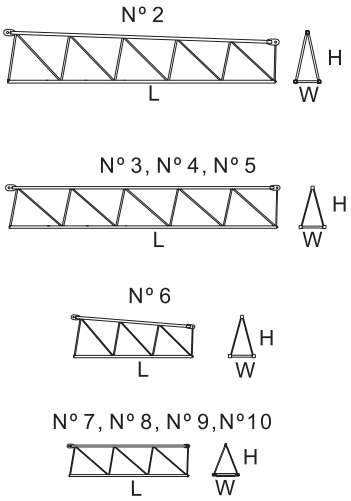	2	11,60	1,13	2,25	2194
		3	11,60	1,13	1,80	1720
		4	5,30	1,13	1,80	620
		5	5,30	1,13	1,80	530
		6	5,30	1,13	1,80	470
		7	5,30	1,13	1,45	376
		8	5,30	1,13	1,45	326
		9	5,15	1,13	1,40	248
		10	5,30	1,13	1.45	326
Gancho, Carro y Puntera / Hook, Trolley and jib head / Lasthaken - Laufkatze-Cabeça de Lança Crochet - Chariot-Pointe de fleche / Gancio - Carrello e Punta freccia	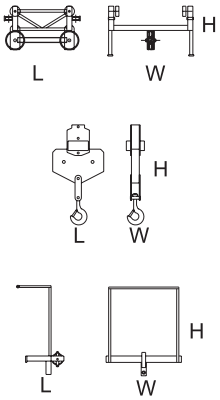		1,20	1,35	0,80	290
			0,80	0,15	1,50	330
			0,80	1,20	1,40	108
Viga principal base 6x6 / Main base beam / Hauptträger für fundamentkreuz Poutre de châssis de base / Trave principale della base	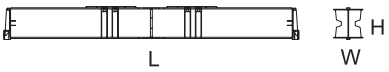		8,65	0,78	0,92	4300
Semiviga secundaria base 6x6 / Half base beam / Halbträger für fundamentkreuz Semipoutre de châssis de base / Semitrave secondaria della base	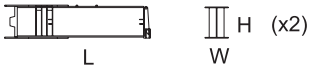		4,27	0,68	0,97	2025

		L(m)	W(m)	H(m)	Peso(Kg)
Niveladores / Levellers / Spindel pyramide / Niveleurs / Piedi regolabile	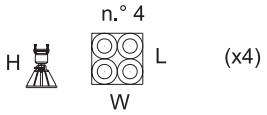	1,20	1,20	0,90	250
Traslacion / Travelling bogies / Kranfahren / Traslation / Traslazione	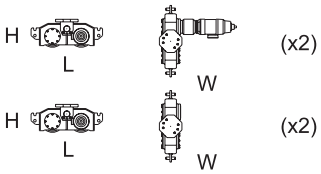	1,15 1,15	1,25 0,25	0,45 0,45	505 450
Elemento de torre TL16 / Tower section TL16 / Turmstück TL16 / Element de mât TL16 / Elemento di torre TL16.	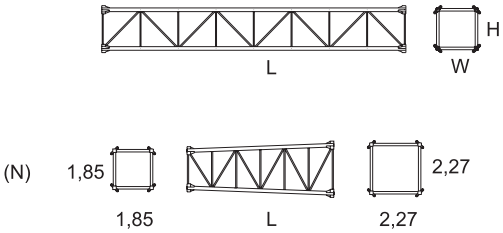	K K K L O O O P N X T U Z	11,8 5,9 3 11,8 11,8 5,9 3 11,8 5,9 6 6 6 6	1,85 1,85 1,85 1,85 2,27 2,27 2,27 2,27 2.27 2,27 2,31 2,61	1,85 1,85 1,85 1,85 2,27 2,27 2,27 2,27 2,29 2,29 2,34 2,34	4600 2472 1425 5520 5044 2640 1545 5700 3500 4000 4300 5910 5980
Unidad de rotacion / Complete slewing unit / Drehbühne / Orientation / Rotazione	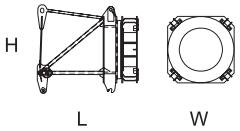	3.04	2,00	3.35	5700
Cabina y soporte / Cabin and support / Kabine und wartungs / Cabine et support / Cabina e supporto		3,00	1,15	2,35	558

ESPECIFICACIONES SUJETAS A MODIFICACIONES SIN PREVIO AVISO
Specifications subject to modification without notice.
Obiges kann ohne berstaendigung geaendert werden.
Specifications susceptibles de modification sans avis préalable.
Specifiche suscettibili di variazioni senza preavviso.

This information is supplied without liability.
Sämtliche Angaben erfolgen ohne Gewähr.
Ces renseignements sont sans garantie.
Le indicazioni contenute si intendono salvo errori ed omissioni.

DIN/FEM CE

UNE 58-101-92 FEM 1001-87
According to EC 98/37 instruction

Windzone A-B / DIN 15019
Viento max. fuerza de servicio 150km/h
Maximun wind speed out of service 150 km/h
Maximale windstärke, ohne Betrieb 150 km/h
Vent maximum, hors service 150 km/h
Vento max, fuori di servizio 150 km/h

SAEZ

GROUP

SAEZ

CRANES



SAEZ Cranes. Autovía Murcia - San Javier. 30155
Baños y Mendigo . Murcia. Spain
T + 34 968 60 66 00 F + 34 968 60 66 08
saezcranes.com